

Grade 1

Health Objective 5.02

Demonstrate how to report and not touch needles/syringes or containers for alcohol, tobacco, or other drugs.

Language Arts 1.03

Use pronunciation, sentence meaning, story meaning, and syntax to confirm accurate decoding or self-correct errors.

Materials Needed:

Appendix 1 - Objects That Can Harm You - transparency

Appendix 2 - Do Not Touch

Appendix 3 - Who To Tell

Appendix 4 - Safety Sentences - copies for handouts

Focus:

Display the transparency of Objects That Can Harm You (Appendix 1) and ask the students what these objects have in common. Discuss how each of these objects may be dangerous to touch because they may hurt you.

Teacher Input:




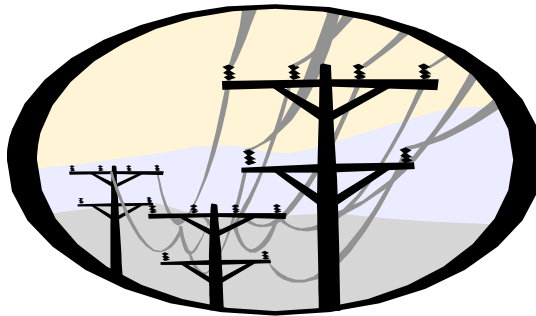
It is important for students to understand how to report drugs, alcohol, cigarettes, unsafe containers, needles or syringes and why they should not touch or use any of these objects. Explain to students that it is never o.k. to touch an unknown substance, alcohol, tobacco, or any other harmful drug. Discuss how if they find or are offered any of these unsafe objects they should tell a trusted adult.

Needles and syringes are used to inject medicine however some people use needles to inject harmful drugs. Never touch a needle or syringe and always tell a trusted adult like a teacher, principal, school nurse, or parent if you find a needle or syringe. Used needles and syringes are dangerous because they can contain germs and diseases.

Practice & Assessment:

Distribute copies of Appendix 2, Do Not Touch, and ask the students to draw an 'x' through any object that is unsafe to touch. Discuss reasons why it is unsafe to touch or play with any of these objects. Distribute copies of Appendix 3, Who Do I Tell? Ask the students to look at the pictures of unsafe objects at the top of the page. Then circle all the safe people to tell if you see or are offered any unsafe objects. Discuss why it is important to tell a trusted adult and not a friend. Distribute copies of Safety Sentences (Appendix 4) and ask the students to decode the sentences and use the pictures to determine which sentence explains each picture. Review the sentences as a class and discuss the strategies used to select the correct sentence.

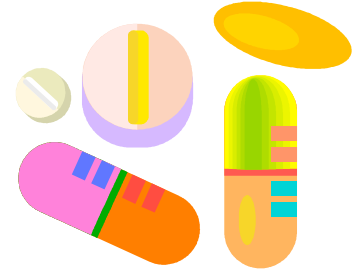
What Do These Items Have in Common?



Which Things Are **Not** Safe to Touch?
Draw an X through the things that are not safe to touch.



Who is a Safe Person to Tell When You Find the Following?




Circle your answers.

Policeman

School Nurse



Teacher



Friend

Principal

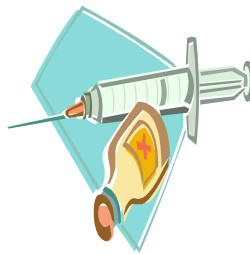
Parent



Fill in the bubble next to the sentence that tells about each picture.



- You should not touch strange bottles.
- You should touch the cat.




- Do not run in the hall.
- Do not touch needles.



- Never touch someone else's medicine.
- Never touch something hot.

Ms. Smith, I found something strange on the playground.

Thank you for reporting it. I will take care of it.



- Find an adult when you find an unsafe object.
- Find an adult today.