

## Kindergarten

### Health Objective 3.03

Demonstrate protective behaviors to use when approached by strangers.

### Language Arts Objective 4.04

Maintain conversation and discussions: taking turns expressing ideas and asking questions.

### Materials Needed:

*Ruby* by Michael Emberley (1990), New York: Little, Brown, & Co.  
Appendix 1a,b,c,d,e,f - Stranger Safety Coloring pages

### Focus:

Share the story *Ruby* by Michael Emberley with the class and throughout the story emphasize stranger awareness. Compare how *Ruby* the mouse responds to strangers and how they would respond to strangers.

### Teacher Input:

[Note for teacher: It is important to recognize that the term ‘stranger’ is going to be difficult for students to comprehend. The term stranger is really just a person you do not know and you will encounter strangers on a daily basis. Young children may have a negative connotation for strangers, they think of strangers as bad, ugly, or mean so when children encounter an attractive or kind person they do not know they do not recognize them as a stranger. It is also confusing for young children to watch adults interact with and communicate with strangers on a daily basis and then understand that it is not appropriate to talk to all strangers. Children will also at some point have to talk to strangers for help so it will be important for them to understand how to make safe choices about the individual they should approach for help when needed. Children will also need to learn to be assertive and be able to remove themselves from situations that make them feel uncomfortable.]

General safety rules to teach children are:

- Stay with a group or friend when away from home or school.
- Understand and follow rules about where you are and are not allowed to go.
- Know how to get help in an emergency.
- If you are unsure about communicating with someone, ask your parents first. If your parents or a trusted adult is not around, do not communicate with anyone you do not know.

Rules to follow if approached by a stranger:

- Keep your distance from the stranger and if this person approaches you, take steps backwards to keep the distance between you.
- Don’t talk to the person, even if they know your name. Knowing your name does not mean that they know you.
- Don’t take anything from the person.
- Don’t go anywhere with the person. Even if he/she says it is an emergency, go to someone you know and check it out.
- If you feel uncomfortable take a few steps back, if the person continues to approach you, yell for help and run to a safe location.

### **Practice & Assessment:**

Over the course of the week, help students create their own stranger safety booklet. Using appendices 1-7, allow students time to color the picture or complete the given activity. After each page is complete, discuss why that particular safety rule is important. Assemble coloring pages in order to make a safety booklet. Create a classroom poster with each safety rule for children to review.

#### Stranger Safety Rules

Rule #1 Stay away from danger. Don't talk to strangers.

Rule #2 Remember the adults you trust, check with them first you must.

Rule #3 It's okay to yell, then run and tell.

Rule #4 It's safer with two, your buddy and you.

Rule #5 There's nothing to say, just walk away.

Rule #6 Don't get in the car, run fast and far.

Give the students cards with their address and phone number and have them copy their address and phone number on the last page of their stranger safety booklet. Encourage students to memorize both their address and an emergency number if they do not already know them from memory.

Read the following scenarios and ask the students how the character in each story should respond. The students will practice utilizing the safety rules and the following health skills: decision-making, behavior self management, and accessing appropriate resources.

#### **Scenario #1**

A teenager that you do not know begins walking toward you and asking you for your name and where you live. What should you do?

#### **Scenario #2**

A man you do not know offers to give you \$5.00 and ice cream do you take it?


#### **Scenario #3**

An older lady asks you to help her find her puppy at the park, what should you do?

Rule #1:

**STAY AWAY FROM DANGER...  
DON'T TALK TO STRANGERS!**

Start Here




A stranger is anyone who you don't know well.  
A stranger can be nice or not nice, man or woman,  
young or old. Help me find the police officer, while  
staying away from all the strangers.



Rule #2:

**REMEMBER THE ADULTS YOU TRUST...  
CHECK WITH THEM FIRST YOU MUST!**



A "trusted adult" is a grownup who you may ask for help if you are lost. You may always ask your parents, family members, teachers or officers for help. Use the space above to draw some of your own "trusted adults" for me.

Rule #3:

IT'S OKAY TO YELL...  
THEN GO RUN AND TELL!




If a stranger tries to touch you or take you with him or her, don't be afraid to yell out, "Leave me alone, you're a stranger!" Run away as fast as you can and tell a trusted adult, or run into the nearest store and get help. Color the picture above of the child running away from the stranger.



Rule #4:


# IT'S SAFER WITH TWO... YOUR BUDDY AND YOU!



When you're not with a trusted adult, always travel with a "buddy." A buddy is someone you can be safer with in case you meet a stranger or if you are lost. Connect the dots above to give the child a buddy.

Rule #5:

# THERE'S NOTHING TO SAY... JUST WALK AWAY!



Strangers may offer you candy or gifts. Don't take anything from anyone without checking with your trusted adults. If a stranger tries to talk to you, don't answer... just walk away. Color the picture above of the two buddies above being safe.



Rule #6:

**DON'T GET IN THE CAR...  
RUN FAST AND FAR!**



If a stranger in a car or truck tries to talk to you, offer you a ride or ask you for help, stay away from them. Get away fast, running the other way so they can't follow you. Never get into a car with a stranger. Color the picture above of the child staying away and being safe.

